



Welcome the stranger.
Protect the refugee.

Afghan Reparolet Toolkit

For Pro Bono Attorneys

Last Updated June 26, 2023

Table of Contents

| | |
|--|-----------------|
| <u>ABOUT HIAS</u> | <u>1</u> |
| <u>WHAT IS PAROLE? WHAT IS REPAROLE?</u> | <u>2</u> |
| <u>WHO ARE AFGHAN PAROLEES FOR REPAROLE PURPOSES?</u> | <u>2</u> |
| ELIGIBILITY FOR REPAROLE..... | 2 |
| <u>WHO QUALIFIES FOR AFGHAN REPAROLE</u> | <u>3</u> |
| AUTOMATIC REPAROLE..... | 3 |
| MUST APPLY FOR REPAROLE..... | 3 |
| DO NOT NEED REPAROLE..... | 3 |
| INELIGIBLE FOR REPAROLE | 3 |
| <u>WHAT TO DO IF AUTOMATICALLY CONSIDERED FOR AFGHAN REPAROLE</u> | <u>4</u> |
| <u>HOW TO APPLY FOR AFGHAN REPAROLE.....</u> | <u>4</u> |
| ONLINE | 4 |
| BY MAIL | 4 |
| <u>HOW TO PUT TOGETHER AN AFGHAN REPAROLE APPLICATION</u> | <u>5</u> |
| IF FILING ONLINE: CREATE YOUR myUSCIS ACCOUNT AND ADD YOUR CLIENT | 5 |
| REPAROLE APPLICATION CHECKLIST | 5 |
| <u>CONSEQUENCES OF OBTAINING REPAROLE</u> | <u>6</u> |
| WHAT DOES AFGHAN REPAROLE PROVIDE? | 6 |
| WHAT DOES AFGHAN REPAROLE NOT PROVIDE?..... | 6 |
| <u>FREQUENTLY ASKED QUESTIONS</u> | <u>7</u> |
| <u>APPENDIX.....</u> | <u>9</u> |
| APPENDIX A: SAMPLE ONLINE I-131 REPAROLE APPLICATION | 9 |

About HIAS

There have never been more people seeking safety and so few places willing to protect and welcome them. Over 100 million people are forcibly displaced. Governments should be taking responsibility to support them, but instead, their responses are unacceptable. Founded in 1902, HIAS is there for refugees when and where they need help most. We are a Jewish humanitarian organization that works in the United States and around the globe, and through a network of affiliates in more than 20 cities around the U.S., providing vital services to refugees and asylum seekers of all faiths so they can rebuild their lives in safety, and with dignity. With the Jewish community beside us, we also advocate for the rights of forcibly displaced people globally. Over our expansive history, we've confronted—and overcome—formidable challenges facing refugees. Today, we are a leader with the expertise, partnerships, and values necessary to respond to the global crisis. Refugees deserve a world in which they find welcome, safety, and freedom. With you, we can create it. Join us.

- **Learn** about the global refugee crisis and how to make our world safer and more welcoming.
- [Visit HIAS.org](https://www.hias.org) to learn about our work in the U.S. and around the world.
- **Donate to HIAS**, or directly to [HIAS' Legal Team](#). Your gift will make an immediate impact on the lives of refugees and asylum seekers.
- **Take action**. Speak up, show up, or organize your community to advocate for the rights of refugees and asylum seekers everywhere.
- **Volunteer** your time and talents directly to help refugees and asylum seekers near you.
- **Welcome the Stranger**. Learn about the Jewish values we bring to our work and how you can live them out every day.
- **Follow HIAS on social media** ([Facebook](#) – [Instagram](#) – [Twitter](#)) to stay informed on refugee news and ways to help.

What is Parole? What is Reparole?

Parole: Generally, parole is a temporary U.S. immigration benefit accorded to an individual, on a case-by-case basis, based on an urgent humanitarian need. A grant of parole is issued only once; it cannot be “renewed,” and it cannot be used to leave/re-enter the U.S. a subsequent time. An individual granted parole (a “parolee”) can qualify for employment authorization based on the underlying parole status, valid for the duration of the approved parole status.

Re- Parole: Even though parole cannot be renewed, USCIS may issue a new period of parole to a current parolee, on a case-by-case basis, where an urgent humanitarian need continues to exist. And although a parolee who obtains reparole does not “renew” their work authorization, they can qualify for a new employment authorization document based upon the new period of parole.

Who are Afghan Parolees for Reparole Purposes?

After the Government of Afghanistan fell to the Taliban in 2021, many Afghans were evacuated on an emergency basis and brought to the U.S. Most did not have permission to enter the US, and the most efficient way for this population to enter was to provide them with parole. Parole permitted Afghan parolees to stay in the US for two years and authorized them to work during their parole status. In recognition of the circumstances surrounding their evacuation, Afghan parolees have been afforded additional benefits not available to other categories of parolees.

Eligibility For Reparole

An Afghan parolee is eligible for reparole if:

- 1) They have “OAR,” “OAW,” or “PAR” on their “Class of Admission” on their I-94, Record of Entry AND
- 2) They either:
 - were paroled into the U.S. between 7/30/2021 and 9/30/2022, or
 - are the legal spouse, child, parent, or legal guardian of an Afghan paroled into the U.S. during those dates.

If an Afghan believes that they are eligible for reparole but see a different class of admission on their I-94, they should email CBP at oawi94adjustments@cbp.dhs.gov to request that their class of admission be updated **before** filing for reparole.

Who qualifies for Afghan Reparole

USCIS will automatically consider and grant reparole to certain Afghan parolees based on pending applications for permanent immigration status in the U.S. Others must affirmatively apply for reparole.

Automatic Reparole

The following Afghan parolees are eligible for automatic reparole, and should not submit an application for reparole:

- Asylum applicants;
- Derivative spouses/children of asylum applicants; and
- Applicants for Adjustment of Status (green cards)

Must Apply For Reparole

The following Afghan parolees should plan to file for reparole:

- Those not noted above, including:
 - SIV-eligible Afghans awaiting COM approval (who have not filed for adjustment of status yet);
 - TPS Applicants;
 - TPS Holders;
 - Parolees without other applications pending.

Do Not Need Reparole

The following Afghan parolees do not need to file reparole:

- Asylees (approved asylum application);
- Refugees;
- Permanent Residents (green card holders);
- U.S. citizens (including babies born in the US to Afghan parolee parents).

Ineligible For Reparole

The following Afghan parolees are not eligible for reparole:

- Afghans who did not enter during the designated time period noted above, and/or
- Afghans who entered the US with a different visa or other status, and/or
- Afghans who entered the US without inspection.

What to do if automatically considered for Afghan Reparole

- **Update Address:** If the parolee has moved since they filed their application for asylum or adjustment of status, they should update their address with USCIS by using Form AR-11, either online or by mail.
- **Wait Patiently:** We hope and expect USCIS will process automatic reparole for eligible Afghans in a timely manner so that individuals do not risk losing their employment authorization.
- **If approved:** The original employment authorization will be extended through the issuance of a Form I-797C, Notice of Additional Action, sent to your client's address of record with USCIS. Individuals who would like to obtain an EAD card may file a Form I-765, Application for Employment Authorization, using category "(c)(11)," which will be fee-exempted and processed as part of this streamlined reparole application process with their I-797C.

How to apply for Afghan Reparole

Practice Pointer: A parolee applying for reparole must do so **before** their current parole expires. If your client's parole expires within the next 6-7 months, we recommend filing for reparole as soon as possible.

Online

An Afghan parolee can apply for reparole online by using their myUSCIS account and completing Form I-131. An attorney can submit the application for their client by completing the application through their (attorney) myUSCIS portal first, and then sending the application to the client for review/approval before submission. USCIS has encouraged parolees to file online if feasible.

Practice Pointer: Each parolee must submit their own application for reparole. If a family is applying together, each member of the family, including minors, must have their own application. If filing online, this means that each family member (even minors) needs their own myUSCIS account to submit their respective application online.

Please see **Appendix A** for an annotated online reparole application.

By Mail

A parolee may file their application for reparole on paper by completing Form I-131 (available from the [USCIS website](#)) and mailing it to USCIS. An attorney can represent their client in this process by including with the reparole application a Form G-28, Entry of Appearance as Attorney.

Practice Pointer: Each parolee must submit their own application for reparole. If a family is applying together, each member of the family, including minors, must have their own application.

How to Put Together an Afghan Reparole Application

If Filing Online: Create Your myUSCIS Account and Add Your Client

Before filing, create an attorney account with myUSCIS. The process is straightforward and detailed instructions can be found here: [How to Create a USCIS Online Account | USCIS](#)

After creating your account, add your client as a client. Select the “add client” button and provide basic biographical information about your client. You must add your client as a client before you are able to access any online forms. Your client’s information will need to match this information exactly to properly complete the I-131 form electronically.

From your myUSCIS account, select your client and then select “I-131” as the form you would like to file on your client’s behalf. Please see **Appendix A** on how to fill out the form.

After completing the form from your end, submit it for your client’s review. Once submitted, the system will provide the attorney with a unique code to give to the client, so that the client can approve of the attorney’s representation and the application can be sent to the client for review.

If the client does not already have a myUSCIS account, they should make one when they get the email from the attorney. The client will have 30 days to connect and review the application before the application is deleted from the system. If your client needs assistance creating a myUSCIS account, refer to these instructions in [Dari](#) and [Pashto](#).

Reparole Application Checklist

- **Form G-28, Entry of Appearance as Attorney**
- **Form I-131, Application for Travel Document** (*Note: This is the name of the form, it is used for various types of applications, including travel documents. The authorization of reparole does not authorize a parolee to travel abroad*)
 - **Practice Pointer:** Write “EXPEDITE - REPAROLE” at the top of the first page of the form, if filing on paper
- **Supporting documents:**
 - Proof of identity: An official photo identity document that shows the applicant’s name, date of birth, and photo. It may be:
 - an EAD,
 - the biographic page of their passport,
 - a valid government-issued driver’s license or identification card, or
 - other official government identity document
 - *Optional:* Copy of I-94, showing eligibility for reparole

Practice Pointer: If filing online, supporting documents should be saved in JPG, JPEG, PDF, TIF or TIFF format.
- **Filing Fee:** There is no filing fee for Afghan parolees seeking reparole

Consequences of Obtaining Reparole

What does Afghan Reparole provide?

Lawful Immigration Status: An individual granted reparole will enjoy lawful immigration status in the US. They do not accrue unlawful presence and are permitted to remain in the US for the duration of their parole period.

Employment Authorization: An individual automatically granted reparole will receive an approval notice from USCIS on Form I-797C, Notice of Additional Action, which will show that the parolee's work authorization has been extended for the duration of their new parole period. That Form I-797C – in conjunction with the parolee's expired work permit – will be sufficient to establish employment eligibility for an employer. The parolee may also apply for a new work permit if they prefer to have a work permit document that does not appear expired; that application is submitted on Form I-765, and the category of eligibility is (c)(11) for parolees. An individual who applies for reparole, and requests a new EAD, will receive a new EAD valid for the new period of parole.

Resettlement Benefits: An individual granted reparole will remain eligible for government benefits through their local resettlement agency.

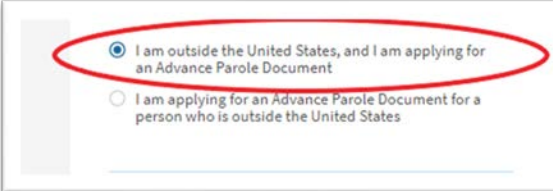
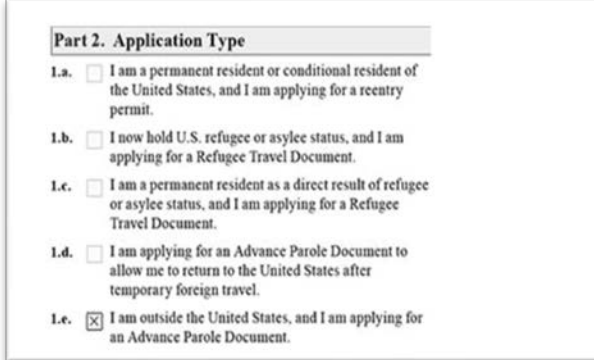
What does Afghan Reparole NOT provide?

Permission To Travel Abroad: A parolee who leaves the US risks not being able to lawfully return.

Permanent Immigration Status: Parole does not provide a pathway to permanent immigration status in the US. A parolee who is interested in remaining in the US permanently should consult a trusted immigration attorney about their options for permanent legal immigration status.

Frequently Asked Questions

- Even though my client is obviously inside the US, do I need to respond “I am outside the US, and I am applying for Advanced Parole Document”?
 - Yes. USCIS has instructed Afghan parolees seeking reparole to respond this way, even though they are inside the US. See examples below:

| Online Form | Paper Form |
|---|--|
|  |  |

- It seems like many of the questions on this application don’t apply to my client. Is it ok that I am leaving a lot of questions blank on the I-131 form?
 - Yes. This is normal. Please see our annotated sample provided in Appendix A below.
- My client has already filed for asylum. They should be eligible for automatic parole but have “DT” class of admission on their I-94. What should I do?
 - Email CBP at oawi94adjustments@cbp.dhs.gov to request that their class of admission be updated, to ensure that they will be automatically considered for parole.
- Are the “OAW” and “OAR” parole categories interchangeable for purposes of the streamlined parole eligibility?
 - Yes
- Must an applicant for parole submit 2”x 2” photos with their application?
 - No
- Can applicants check the box "Yes" for "Are you requesting expedited processing"?
 - Yes, they can request expedited processing.

- Is additional evidence of the ongoing humanitarian circumstances in Afghanistan required for an Afghan parolee to benefit from the streamlined reparole process?
 - No.
- My client previously filed a Form I-131 to request reparole *before* the new streamlined process became available on June 8, 2023. What should we do now?
 - You may submit a new request using the streamlined process to take advantage of the fee-exemption and concurrent EAD processing. If you submit a new request under this streamlined process, you may withdraw your pending request by emailing HumanitarianParole@uscis.dhs.gov. Please include your IOE receipt number and “Afghan Reparole” in the subject line of your message. Note, however, that any filing fees paid to USCIS will not be refunded.
 - If you prefer not to apply again under the new streamlined process, USCIS will still consider your already-filed request as part of this streamlined process, but you will not be able to seek an EAD concurrently; you will need to separately request a new EAD by filing a Form I-765, which will be fee exempted and streamlined. Please still alert USCIS to your prior filing by emailing HumanitarianParole@uscis.dhs.gov. Please include “Afghan Reparole” and the receipt number in the subject of your email.
 - If you do not withdraw a previously filed reparole request (before June 8, 2023), your reparole decision may take longer to process, and you will need to submit a separate Form I-765 to request a new EAD after your Form I-131 is approved.

Appendix

Appendix A: Sample Online I-131 Reparole Application

The most recent edition of the I-131 form and instructions should always be downloaded directly from the USCIS website, here: <https://www.uscis.gov/i-131>

We include below a sample I-131, Application for Reparole, annotated with explanations. The sample shows how our fictional applicant, Mickey The Mouse, would have completed his online I-131 Application for Reparole.

Please note that the sample below is for an online application. Remember, if you are filing by paper, you must handwrite “REPAROLE” at the top of the form.

If you choose to paper file, we advise sending the application with tracking information, for example via USPS certified mail, UPS, FedEx, or DHL. This will give you the opportunity to confirm when the application was delivered to USCIS. When you submit the application by mail, where you send your application may depend on where you live. Check the USCIS website for the most up-to-date information about filing addresses: <https://www.uscis.gov/i-131-addresses>

What to keep in mind about the form?

- If you are filing online, you must select the “Reparole” checkbox (see below); if you are filing by paper, you must handwrite “REPAROLE” at the top of the form
- EAD: Indication of interest in a new employment authorization document (EAD) – check “yes” or “no” both on paper and online
- Make sure to respond “I am outside the United States, and I am applying for Advanced Parole Document” both on paper and online

Disclaimer: The information in the Sample Application below is completely fictional. Do not copy this information onto your client’s I-131 Application.

An Advance Parole Document may also be granted to qualified individuals outside the United States as part of specific USCIS Family Reunification Parole policies.

Note: A derivative beneficiary can only receive benefits under any of the specific Family Reunification Parole policies if the principal beneficiary receives benefits. A separate application and fee for each individual principal and derivative beneficiary is required. Applications for a principal beneficiary and any of his or her derivative beneficiaries must be submitted in one package when mailed to USCIS.

Cuban Family Reunification Parole (CFRP) Program. Under the CFRP Program, USCIS offers certain beneficiaries of approved family-based immigrant petitions the opportunity to seek, on a case-by-case basis, a discretionary grant of parole into the United States to apply for lawful permanent resident status, rather than remain in Cuba waiting for their immigrant visas to become available. You may apply for advance parole under this program ONLY if you have received an invitation to apply. The invitation contains instructions on eligibility and how to apply. If you apply for parole under this program without having received an invitation to apply, your application for parole may be denied.

Fee

Advance Parole Document for Individuals Outside the United States, Including Under Family Reunification Parole Policies: The filing fee for an Advance Parole Document for an individual who is outside the United States is \$575. The biometrics services fee is not required. The filing fee may be waived based upon a demonstrated inability to pay. Applicants should file Form I-912, Request for Fee Waiver, when filing Form I-131 to ensure such requests are supported in accordance with 8 CFR 103.7(c).

Replacement Travel Document: If you are filing to replace a travel document that was lost, stolen, mutilated, or contains erroneous information, such as a misspelled name, a filing fee is required.

Note: If you are requesting a replacement Advance Parole Document as an adjustment applicant filed under the fee structure implemented July 30, 2007, then the full filing fee will be required; however, no biometrics services fee is required.

Note: The filing fee and biometric services fee are not refundable, regardless of any action USCIS takes on this application. DO NOT MAIL CASH. You must submit all fees in the exact amounts.

Fee Waiver: If you are requesting a fee waiver, you cannot file online. You must file a paper version of both the Form I-912, Request for Fee Waiver and the form for the specific benefit you are requesting. You can review the fee waiver guidance at www.uscis.gov/feewaiver.

Refund policy: USCIS does not refund fees, regardless of any action we take on your

Documents you may need

We will automatically determine which documents you should provide us as you fill out your application. At the time of filing, you must submit all evidence and supporting documentation listed.

Biometric services appointment

An individual outside the United States who is seeking an Advance Parole Document for humanitarian reasons or for significant public benefit, including under one of the Family Reunification Parole policies, and who is between ages 14 through 79, must be fingerprinted as part of the USCIS biometrics services requirement. Depending on the individual's location, USCIS or the Department of State will advise the location for the biometrics services appointment.

After You Submit Your Application

Track your case online

After you submit your form, you can track its status through your USCIS account. Sign in to your account often to check your case status and read any important messages from USCIS.

Respond to requests for information

If we need more information from you, we will send you a Request for Evidence (RFE) or Request for Information (RFI). You can respond to our request and upload your documents through your USCIS account.

Provide your biometrics

We will contact you to schedule an appointment at an Application Support Center near you. At the appointment, we will get your fingerprints, photograph, and signature.

[Next](#)

I-131, Application for Travel Document

Getting Started ^

Basis of eligibility

Preparer information v

About You v

Application Information v

Evidence v

Additional Information v

Review and Submit v

What type of application are you applying for?

Note: If you are an Afghan parolee seeking re-parole and requesting an EAD, you must select the option that indicates you are outside the United States and applying for an Advance Parole Document.



⚠ You can file your request online only for certain application types

If your application type does not appear as an option, you must file a [paper Form I-131](#). If you submit online and are not eligible for one of the application types listed as an option, your application may be denied.

- I am outside the United States, and I am applying for an Advance Parole Document
- I am applying for an Advance Parole Document for a person who is outside the United States

Are you requesting expedited processing?

You **cannot** request expedited processing if you are seeking an Advance Parole Document under one of the Family Reunification Parole policies.

For all other applicants, to request expedited processing you must provide a detailed written explanation of your request with your application.

- Yes
- No

Are you applying for re-parole?

You can request re-parole if you were paroled into the United States and need to remain in the United States beyond the authorized parole period to accomplish the purpose for which parole was approved.

- Yes
- No

Back

Next

Make sure to answer “I am outside the United States, and I am applying for Advanced Parole Document” both online and on paper form.

Make sure to answer “yes” to this question. For paper form – make sure to write “REPAROLE” at the top of the form for paper filing.

I-131, Application for Travel Document

Getting Started ^

Basis of eligibility

Preparer information ^

Preparer information page 2

About You v

Application Information v

Evidence v

Additional Information v

Review and Submit v

Is someone assisting you with completing this application?

- Yes
- No

Is a preparer assisting you with completing this application?

A preparer is anyone who completes or helps you complete all or part of your application using information and answers that you provide.

- Yes
- No

Back

Next

Select “yes” to both questions if you are entering your appearance as attorney online. Be sure to submit Form G-28 if entering your appearance as attorney on a paper filing.

Getting Started ^

Basis of eligibility

Preparer information ^

Preparer information page 2

About You v

Application Information v

Evidence v

Additional Information v

Review and Submit v

What is your preparer's full name?

Given name (first name)

Rachel

Family name (last name)

Zoghlin Bautista

Complete information about the preparer (the attorney).

What is your preparer's business or organization name?

My preparer is not part of a business or organization.

HIAS

What is your preparer's mailing address?

Country

United States

Address line 1

1300 Spring Street

Street number and name

Address line 2

Ste 500

Apartment, suite, unit, or floor

City or town

Silver Spring

State

Maryland

ZIP code

20910

Provide a 5 or 9-digit ZIP code.

What is your preparer's contact information?

Daytime telephone number

(301) 844-7258

Phone extension number

Provide a 10-digit phone number.

Email address

My preparer does not have an email address.

rachel.zoghlin@hias.org

Example: user@domain.com

Back

Next

I-131, Application for Travel Document

Getting Started ▼

About You ▲

- Your name
- Your contact information
- When and where you were born
- Other information

Application Information ▼

Evidence ▼

Additional Information ▼

Review and Submit ▼

What is your current legal name?

Your current legal name is the name on your birth certificate, unless it changed after birth by a legal action such as marriage or court order. Do not provide any nicknames here. This is the name we will print on your card.

| | |
|-------------------------------------|----------------------------------|
| Given name (first name) | Middle name |
| <input type="text" value="Mickey"/> | <input type="text" value="The"/> |
| Family name (last name) | |
| <input type="text" value="MOUSE"/> | |

Provide client's biographic information.

I-131, Application for Travel Document

Getting Started ▼

About You ▲

Your name

Your contact information

When and where you were born

Other information

Application Information ▼

Evidence ▼

Additional Information ▼

Review and Submit ▼

What is your daytime phone number?

8886425390

Provide a 10 to 20-digit number.

What is your physical address?

In care of name (if any)

Country

United States ▼

Address line 1

123 Main Street

Street number and name

Address line 2

Apartment 4

Apartment, suite, unit, or floor

City or town

Happytown

State

District Of ... ▼

ZIP code

20012

Provide a 5 or 9-digit ZIP code.

Back

Next

Make sure to provide the most up to date contact and address information for the client.

I-131, Application for Travel Document

Getting Started ▼

About You ▲

Your name

Your contact information

When and where you were born

Other information

Application Information ▼

Evidence ▼

Additional Information ▼

Review and Submit ▼

What is your date of birth?

MM/DD/YYYY
01/02/1993

What is your country of birth?

Disneyland ▼

What is your country of citizenship?

Disneyland ▼

Back

Next

Provide your client's date of birth and country of birth / citizenship.

I-131, Application for Travel Document

Getting Started

About You

Your name

Your contact information

When and where you were born

Other information

Application Information

Evidence

Additional Information

Review and Submit

What is your gender?

- Male
- Female

What is your A-Number?

Your A-Number is located on your Permanent Resident Card (formerly known as the Alien Registration Card or referred to as the Green Card), and consists of a 7, 8, or 9-digit number.

The A-Number may be located on the front or back of the card, depending on when the card was issued.

Where to find your A-Number



I do not have or know my A-Number.

A- 888642539

Provide a 7, 8, or 9-digit number. If your A-Number is fewer than 9 digits, the system will automatically add zero(s) after the "A" and before the first digit so there is a total of 9 digits, for example: A-001234567.

What is your U.S. Social Security number (SSN)?

I do not have or know my U.S. Social Security number.

843-66-8730

Provide a 9-digit Social Security number.

What is your class of admission?

OAR - Operation Allied Refuge Parole

I am requesting an Employment Authorization Document (EAD) upon approval of my new Operation Allies Welcome (OAW) period of parole.

- Yes
- No

Back

Next

Provide your client's A number. It can be found on their EAD, as shown in the example.

Provide your client's social security number.

Make sure to pick the correct class of admission. Please see above for cases where the client's class of admission is something other than "OAR" or "PAR" and needs to be corrected.

I-131, Application for Travel Document

Getting Started ▼

About You ▼

Application Information ▲

Your request ▲

Your request page 2

Advance parole document

Evidence ▼

Additional Information ▼

Review and Submit ▼

What is your date of intended departure?

MM/DD/YYYY

Please note, these two questions about departure/travel abroad are not relevant for parolees and can be left blank.

What is the expected length of your trip (in days)?

Provide a numeric value between 1 and 10000.

Are you, or any person included in this application, now in exclusion, deportation, removal or rescission proceedings?

Yes

No

Likely will answer “no” to this question. Please let the HIAS team know if you believe the answer is “yes.”

Have you ever before been issued a reentry permit or Refugee Travel Document?

Yes


No


Likely will answer “no” to this question. Please let the HIAS team know if you believe the answer is “yes.”

Back


Next

I-131, Application for Travel Document

Getting Started 


About You 


Application Information 

Your request 

Your request page 2

Advance parole document


Evidence 

Additional Information 

Review and Submit 

Where do you want this travel document sent?

- To the physical address you provided in the "About You" section
- To a U.S. Embassy or consulate
- To a DHS office overseas

 Review this address

Below is the physical address you previously provided. We will send the notice to this address, so ensure the address is correct or select the option above to enter a new address.

123 Main Street
Apartment 4
Happytown, DC 20012

Back

Next

Select the first option (“To the physical address you provided in the “About You” section”). The address should automatically appear here. Make sure to check that the address is correct.

I-131, Application for Travel Document

- Getting Started
- About You
- Application Information**
 - Your request
 - Advance parole document**
- Evidence
- Additional Information
- Review and Submit

Explain how you or the beneficiary qualify for an Advance Parole Document and what circumstances warrant issuance for advance parole.

Please provide an explanation

I am an Afghan Parolee and was evacuated from Afghanistan due to the Taliban takeover of my country. I cannot return to Afghanistan and need to extend my parole status so that I may apply for and receive permanent immigration status in the US.

243/500

How many trips do you intend to use this document?

- One trip
- More than one trip

*Can leave the questions below blank *

Is the person intended to receive an Advance Parole Document outside the United States?

- Yes
- No

If the travel document will be delivered to an overseas office, where should the notice to pick up the document be sent?

In care of name (if any)

Country

Address line 1

Street number and name

Address line 2

Apartment, suite, unit, or floor

City or town

State

ZIP code

Provide a 5 or 9-digit ZIP code.

Back

Next

You may choose to provide an explanation for why your client is applying for reparole, or you can leave this whole page blank.

I-131, Application for Travel Document

Getting Started ▼

About You ▼

Application Information ▼

Evidence ▲

2" x 2" photo of you

Photo identity documents

Advance parole document for individuals outside the United States

Additional Information ▼

Review and Submit ▼

2" X 2" Photo Of You

You **must** submit a color photograph of yourself taken within 30 days of the filing of this application. The photo must have a white to off-white background and not be modified.

Note: A digital photo must be produced from a high-resolution camera that has at least 3.5 mega pixels of resolution.

Passport-style photos must be 2 inches by 2 inches. The photos must be in color with full face, frontal view on a white to off-white background. Head height should measure 1 inch to 1 3/8 inch from top of hair to bottom of chin, and eye height is between 1 1/8 inch and 1 3/8 inch from bottom of photo. Your head must be bare unless you are wearing headwear as required by a religious denomination of which you are a member.

If applying for an Advance Parole Document for individuals outside the United States:

- If you are applying for an Advance Parole Document on your own behalf, and you are outside the United States, submit a photograph with your application.
- If you are applying for an Advance Parole Document on behalf of another individual who is outside the United States, submit the required photograph of the individual who would be issued the Advance Parole Document.

File requirements

- Clear and readable
- Accepted file formats: JPG, JPEG, PDF, TIF or TIFF
- No encrypted or password-protected files
- If your documents are in a foreign language, upload a full English translation and the translator's certification with each original document.
- Upload no more than five documents at a time
- Accepted file name characters: English letters, numbers, spaces, periods, hyphens, underscores, and parentheses
- Maximum size: 12MB per file

[Choose](#) or drop files here to upload

Back

Next

A photo is not required for an application for reparole.

I-131, Application for Travel Document

Getting Started ▼

About You ▼

Application Information ▼

Evidence ▲

2" x 2" photo of you

Photo identity documents

Advance parole document for individuals outside the United States

Additional Information ▼

Review and Submit ▼

Photo Identity Documents

All applications **must** include:

A copy of an official photo identity document showing your photo, name, and date of birth. (Examples: Your current Employment Authorization Document, if available; a valid government-issued driver's license; passport identity page; Form I-551, Permanent Resident Card; or any other official identity document.) The copy must clearly show the photo and identity information. **Form I-94 Arrival-Departure Record is not acceptable as a photo identity document.** If the photo identity document is not a valid passport, you must also include evidence of your citizenship or U.S. immigration status.

If you are applying for an Advanced Parole Document for another individual (beneficiary) who is outside the United States:

- You must submit a copy of the biographical page of the beneficiary's passport or, if it is not available, an explanation why a passport is not available and another government-issued identity document that establishes the beneficiary's citizenship; and
- Copies of each Form I-134 sponsor's official identity documents and evidence of heir citizenship or U.S. immigration status (such as a copy of a U.S. passport, lawful permanent resident card, or birth certificate).

Note: If a civil document submitted in support of a request for advance parole has annotations on either the front or the back of the document, copies of both sides of the document must be submitted.

File requirements

- Clear and readable
- Accepted file formats: JPG, JPEG, PDF, TIF or TIFF
- No encrypted or password-protected files
- If your documents are in a foreign language, upload a full English translation and the translator's certification with each original document.
- Upload no more than five documents at a time
- Accepted file name characters: English letters, numbers, spaces, periods, hyphens, underscores, and parentheses
- Maximum size: 12MB per file

[Choose](#) or drop files here to upload

| File name | Document | Action |
|-----------|----------|--------|
|-----------|----------|--------|

mickey .jpg

Passport ide ▲

Delete

Back

Next

- Select a document type
- Employment Authorization Document
- Valid government-issued driver's license
- Passport identity page
- Form I-551, Permanent Resident Card
- Other official identity document

[Return to top](#)

Topics

Citizenship

Schedule an Appointment

Find a Class



U.S. Citizenship and Immigration Services



Submit a valid identity document and I-94 through this page.

I-131, Application for Travel Document

- Getting Started
- About You
- Application Information
- Evidence**
- Additional Information
- Review and Submit

Advanced Parole Document For Individuals Outside Of The United States

If you are applying for an Advance Parole Document for an individual who is outside the United States under one of the Family Reunification Parole policies, you must attach:

- For the CFRP Program, complete documentation as described in the application instructions included in the invitation letter

If you are applying for an Advance Parole Document for an individual who is outside the United States (either for yourself or another individual), other than under one of the Family Reunification Parole policies noted in item above, you must attach:

- A detailed description of the urgent humanitarian or significant public benefit reason for which an Advance Parole Document is requested, an explanation for the length of time for which parole is requested, and copies of evidence that support the basis for your request;
- Form I-134, Affidavit of Support, completed as directed in the Form I-134 instructions;
- A statement explaining why a U.S. visa cannot be obtained, including when and where attempts were made to obtain a visa, or an explanation of why a visa was not sought to enter the United States;
- If applicable, a statement explaining why a waiver of inadmissibility cannot be obtained to allow issuance of a visa, including when and where attempts were made to obtain a waiver, and a copy of any DHS decision on your waiver request, or an explanation of why a waiver has not been sought;
- A copy of any decision on an immigrant or non-immigrant petition or application filed for an individual seeking to enter the United States, and evidence regarding any pending immigrant or non-immigrant petition or application.

Note: If a civil document submitted in support of a request for advance parole has annotations on either the front or the back of the document, copies of both sides of the document must be submitted.

Note: Additional information regarding types of evidence that may be relevant to specific parole requests is described under [Humanitarian Parole](#).

Photographs

- If you are applying for an Advance Parole Document on your own behalf, and you are outside the United States, submit photographs with your application.
- If you are applying for an Advance Parole Document on behalf of another individual who is outside the United States, submit the required photographs of the individual who would be issued the Advance Parole Document.

File requirements

- Clear and readable
- Accepted file formats: JPG, JPEG, PDF, TIF or TIFF
- No encrypted or password-protected files
- If your documents are in a foreign language, upload a full English translation and the translator's certification with each original document.
- Upload no more than five documents at a time
- Accepted file name characters: English letters, numbers, spaces, periods, hyphens, underscores, and parentheses
- Maximum size: 12MB per file

[Choose](#) or drop files here to upload


⚠ You should provide evidence
If you do not provide evidence, your application processing may be delayed.


Back


Next


An Afghan parolee seeking reparole does not need to submit additional documents in support of their application.


I-131, Application for Travel Document

Getting Started 

About You 

Application Information 

Evidence 

Additional Information 

Review and Submit 

Review your application

Your application summary

Preparer statement

Preparer signature

Finish and continue to G-28


Check your application before you submit

Please review your application and check it for accuracy and completeness before you submit it.

We encourage you to provide as many responses as you can throughout the application. Missing or incomplete information may slow down the review process after you submit your application.


You can return to this page to review your application as many times as you want before you submit it.

Your fee

 Your form filing fee is: \$0

Refund policy: USCIS does not refund fees, regardless of any action we take on your application, petition or request, or how long USCIS takes to reach a decision. By continuing this transaction, you acknowledge that you must submit fees in the exact amount and that you are paying the fees for a government service.

Alerts and warnings

 We found no alerts or warnings in your application.

Back

Next

Make sure to review the full application before you submit.